



### District Report Card: 2017


<b>State:</b> Rajasthan	<b>District:</b> Pratapgarh (raj.)
<b>Class:</b> 3	<b>Subject:</b> Language
<b>Schools:</b> 55	<b>Students:</b> 820


### Participation/Coverage


#### Students

<div>GENDER</div> <div></div>	Boys				Girls			
	Number		%		Number		%	
	409		49.88		411		50.12	

<div>AREA</div> <div></div>	Rural				Urban			
	Number		%		Number		%	
	820		100.00		0		0.00	

<div>CATEGORY</div> <div></div>	SC		ST		OBC		GEN	
	Number	%	Number	%	Number	%	Number	%
	36	4.39	673	82.07	86	10.49	25	3.05

<div>CWSN</div> <div></div>	LD	VI	HI	S&LD	ID	Oth
	2	1	1	2	1	0

<div>Management</div> <div></div>	Government			Government-aided		
	Number		%	Number		%
	820		100.00	0		0.00

### Average Performance of Students in Language (%)

Overall	Gender		Area		Management		Social Group			
	Male	Female	Rural	Urban	Govt.	Aided	SC	ST	OBC	GEN
72.21	72.50	71.92	72.21	0.00	72.21	0.00	74.63	71.91	70.00	84.53

## Performance on Learning Outcomes (LOs)

Learning Outcomes	Description	Average Performance(%)
L304	Reads small texts with comprehension i.e., identifies main ideas, details, sequence and draws conclusions	73.73
L312	Reads printed scripts on the classroom walls: poems, posters, charts etc.	69.17

Range of Performance of Students who Answered Correctly							
Below 30%		30% - 50%		50% - 75%		Above 75%	
Number	%	Number	%	Number	%	Number	%
29	3.54	82	10.00	316	38.54	393	47.93

## Lowest Performing Learning Outcomes (LOs)

1 - Reads printed scripts on the classroom walls: poems, posters, charts etc. (69.17)

2 - Reads small texts with comprehension i.e., identifies main ideas, details, sequence and draws conclusions (73.73)